

(I) (a) STATEMENT SHOWING SHAREHOLDING PATTERN

Name of the Company: ENKAY CONSULTANTS (P) LTD.
Scrip Code: Name of the Scrip:
Quarter Ended: 30/09/2013

Class of security:

Page: 1

Partly paid-up shares:-	No. of partly paid-up shares	As a % of total no. of partly paid-up shares	As a % of total no. of shares of the company
-------------------------	------------------------------	--	--

Held by promoter/promoter group

Held by public
Total - D

Outstanding convertible securities:-	No. of outstanding securities	As a % of total no. of outstanding convertible securities	As a % of total no. of shares of the company, assuming full conversion of the convertible securities
--------------------------------------	-------------------------------	---	--

Held by promoter/promoter group

Held by public
Total - E

Warrants:-	No. of warrants	As a % of total no. of warrants	As a % of total no. of shares of the company, assuming full conversion of warrants
------------	-----------------	---------------------------------	--

Held by promoter/promoter group

Held by public
Total - F

Total paid-up capital of the company, assuming full conversion of warrants and convertible securities 3000400



Category Code	Category of Shareholders	Number of shareholders	Total number of shares of	Number of shares held in Demat Form	As a % of (A+B)	As a % of (A+B+c)	Number of Pledged shares	As a percentage (ix)=(viii/iv*100)
(i)	(ii)	(iii)	(iv)	(v)	(vi)	(vii)	(viii)	(ix)=(viii/iv*100)
(A)	Total Shareholding of Promoter & Promoter Group							
(1)	Indian							
(a)	Individual/HUF	3	151400	148400	5.046	5.046	Nil	Nil
(b)	Central Govt./ State Govt.	Nil	Nil	Nil	Nil	Nil	Nil	Nil
(c)	Bodies Corporate	2	30000	5000	1.000	1.000	Nil	Nil
(d)	Fin. Institutions / Bank	Nil	Nil	Nil	Nil	Nil	Nil	Nil
(e)	Any Other	Nil	Nil	Nil	Nil	Nil	Nil	Nil
	Sub-Total of (A)(1)	5	181400	153400	6.046	6.046	Nil	Nil
(2)	Foreign							
(a)	Individuals (NRIs/Foreign)	Nil	Nil	Nil	Nil	Nil	Nil	Nil
(b)	Bodies Corporate	Nil	Nil	Nil	Nil	Nil	Nil	Nil
(c)	Institutions	Nil	Nil	Nil	Nil	Nil	Nil	Nil
(d)	Qualified Foreign Investors	Nil	Nil	Nil	Nil	Nil	Nil	Nil
(e)	Any Other	Nil	Nil	Nil	Nil	Nil	Nil	Nil
	Sub-Total of (A)(2)	Nil	Nil	Nil	Nil	Nil	Nil	Nil
	Shareholding of Promoter & Promoter Group (A) = A1+A2	5	181400	153400	6.046	6.046	Nil	Nil
(B)	Public Shareholding							
(1)	Institutions							
(a)	Mutual Funds / UTI	Nil	Nil	Nil	Nil	Nil	NA	NA
(b)	Fin. Institutions / Banks	Nil	Nil	Nil	Nil	Nil	NA	NA
(c)	Central Govt./ State Govt.	Nil	Nil	Nil	Nil	Nil	NA	NA
(d)	Venture Capital	Nil	Nil	Nil	Nil	Nil	NA	NA
(e)	Insurance Company	Nil	Nil	Nil	Nil	Nil	NA	NA
(f)	Foreign Inst. Investors	Nil	Nil	Nil	Nil	Nil	NA	NA
(g)	Foreign VC Investors	Nil	Nil	Nil	Nil	Nil	NA	NA
(h)	Qualified Foreign Investors	Nil	Nil	Nil	Nil	Nil	NA	NA
(i)	Any Other	Nil	Nil	Nil	Nil	Nil	NA	NA
	Sub-Total (B)(1)	Nil	Nil	Nil	Nil	Nil	NA	NA
(2)	Non-Institutions							
(a)	Bodies Corporate	11	990200	840200	33.002	33.002	NA	NA
(b)	Individuals							
	i. Individual Shareholders Holding Nominal Share Upto Rs.1 Lakh	264	101400	29500	3.380	3.380	NA	NA
	ii. Individual Shareholders Holding Nominal Share greater than Rs.1 Lakh	14	1727400	1122400	57.572	57.572	NA	NA
(c)	Qualified Foreign Investors	Nil	Nil	Nil	Nil	Nil	NA	NA
(d)	Any Other	Nil	Nil	Nil	Nil	Nil	NA	NA
	Sub-Total (B)(2)	289	2819000	1992100	93.954	93.954	NA	NA
	Total Public Shareholding (B) = (B)(1) + (B)(2)	289	2819000	1992100	93.954	93.954	NA	NA
	TOTAL (A)+(B)	294	3000400	2145500	100.000	100.000	Nil	Nil
(C)	Shares held by Custodians And against which DRs have been issued	Nil	Nil	Nil	Nil	Nil	NA	NA
(1)	Promoter and Promoter group	Nil	Nil	Nil	Nil	Nil	NA	NA
(2)	Public	Nil	Nil	Nil	Nil	Nil	NA	NA
	GRAND TOTAL (A)+(B)+(C)	294	3000400	2145500	100.000	100.000	Nil	Nil




(i)	(ii)	Details of Shares Held		Encumbered shares(x)		Details of warrants					Details of Convertible Securities		Total shares (including underlying shares assuming full conversion of warrants and convertible securities) as a % of diluted share capital
		Number of Shares held	As a % of grand total (A)+(B)+(C)	Number of total Pledged Shares held	As a percentage of grand total (A)+(B)+(C) sub-clause (I)(a)	Number of Warrants held of the same class	As a % of total convertible securities held of the same class	Number of convertible securities held of the same class	As a % of total convertible securities held of the same class	Number of convertible securities held of the same class	As a % of total convertible securities held of the same class		
(iii)	(iv)	(v)	(vi)=(v)/(iii)*100	(vii)	(viii)	(ix)	(x)	(xi)	(xii)				
1.	JHUNJHUNU COMMERCE PRIVATE LIMITED	5000	0.167	0	0.000	0	0.000	0	0.000	0.167			
2.	MADHURHALTI DIST PVT LTD	25000	0.833	0	0.000	0	0.000	0	0.000	0.833			
3.	BISWAJIT CHAKRABORTY	149400	4.979	0	0.000	0	0.000	0	0.000	4.979			
4.	RAVESH CHANDRA PRADHAN	1000	0.333	0	0.000	0	0.000	0	0.000	0.333			
5.	SANJAY SINGH	1000	0.333	0	0.000	0	0.000	0	0.000	0.333			
TOTAL		181400	6.046	0	0.000	0	0.000	0	0.000	6.046			



Srl. Name(s) of the shareholder

Srl. Name(s) of the shareholder	Number of Shares held	Shares as a percentage of total number of shares (i.e., Grand Total (A)+(B)+(C) indicated in Statement at Para (1)(a) above)	Details of Warrants		Details of convertible Securities		Total shares (including underlying shares assuming full conversion of warrants and convertible securities) as a % of diluted share Capital
			Number of Warrants held	As a % of total Warrants held	Number of convertible securities held	As a % of total convertible securities	
1. CULTIFLORA PVT. LTD.	150000	4.999	0	0.000	0	0.000	4.999
2. FREEMINGS EXPORTS LTD,	117600	3.919	0	0.000	0	0.000	3.919
3. PRAYASH DEALTRADE PRIVATE LIMITED	42300	1.410	0	0.000	0	0.000	1.410
4. SIDHCHAKRA TRADING PRIVATE LIMITED	145000	4.833	0	0.000	0	0.000	4.833
5. SITALSAT TRADERS PVT LTD	38000	1.266	0	0.000	0	0.000	1.266
6. STUPENDORS TRADERS PRIVATE LIMITED	120000	3.999	0	0.000	0	0.000	3.999
7. VIKAY HOLDINGS PVT LTD	111000	3.700	0	0.000	0	0.000	3.700
8. VINAY PROMOTERS PVT LTD	150000	4.999	0	0.000	0	0.000	4.999
9. WELQUIN SUPPLIERS PRIVATE LIMITED	105800	3.526	0	0.000	0	0.000	3.526
10. AKHILESH SINGH	97500	3.250	0	0.000	0	0.000	3.250
11. ANIL DAS	60000	2.000	0	0.000	0	0.000	2.000
12. ARJUN SINGH	115000	3.833	0	0.000	0	0.000	3.833
13. BRAJEN SINGH	94550	3.151	0	0.000	0	0.000	3.151
14. BINDY PRADHAN	132700	4.423	0	0.000	0	0.000	4.423
15. CHAMPAK LAL MONDAL	140000	4.666	0	0.000	0	0.000	4.666
16. DEEPAK CHAKRA	145500	4.849	0	0.000	0	0.000	4.849
17. DEEASHIS MUKHERJEE	145000	4.833	0	0.000	0	0.000	4.833
18. HEMANT SHARMA	127700	4.256	0	0.000	0	0.000	4.256
19. KUNARJI PASWAN	217400	7.246	0	0.000	0	0.000	7.246
20. RAM PRASAD SHAW	150000	4.999	0	0.000	0	0.000	4.999
21. SANGITA CHAKRABORTY	136100	4.536	0	0.000	0	0.000	4.536
22. SHIVLOCHAN SINGH	147950	4.931	0	0.000	0	0.000	4.931
TOTAL	2689100	89.625	Nil	Nil	Nil	Nil	89.625



(1)(c)(ii) Statement showing holding of securities (including shares, warrants, convertible securities) of persons (together with PAC) belonging to the category (PUBLIC) and holding more than 5,000 (2) of the total number of shares of the company as on 30/09/2013

Sri. Name(s) of the shareholder and the Persons Acting in Concept (PAC) with them	Number of Shares held	Shares as a percentage of total number of shares (i.e., Grand Total (A)+(B)+(C) indicated in Statement at para (1) (a) above)	Details of Warrants		Details of Convertible Securities		Total shares (including underlying shares assuming full conversion of warrants and convertible securities) as a % of diluted share capital
			Number of Warrants held	As a % of total Warrants held	Number of convertible securities held	% of total convertible securities of same class	
1. KUNARJI PASWAN	217400	7.246	0	0.000	0	0.000	7.246
TOTAL	217400	7.246	Nil	Nil	Nil	Nil	7.246




ENKAY CONSULTANTS LTD.

(I) (d) STATEMENT SHOWING DETAILS OF LOCKED-IN SHARES AS ON 30/09/2013

Page: 1

Sr. Name(s) of the Shareholder	Category of Shareholders Locked-in (Promoter/ Public)	Number of Locked-in Shares	% to Total
--------------------------------	---	----------------------------	------------

1.		NIL	NIL
----	--	-----	-----




Srl. Type of Outstanding DR (ADRs, GDRs, SDRs, etc)	Number of Outstanding DRs	Number of Shares underlying outstanding DRs	Shares underlying Outstanding DRs as a Percentage of total number of shares i.e. Grand total (A)+(B)+ (C) indicated in Statement at para (I)(a) above)
--	---------------------------------	---	---

1. Nil

Nil

Nil

Nil



(II) (b) STATEMENT SHOWING DETAILS OF DEPOSITORY RECEIPTS (DRs), WHERE UNDERLYING SHARES HELD BY 'PROMOTER/PROMOTER GROUP' ARE IN EXCESS OF 1% OF THE TOTAL NO. OF SHARES

Srl. Name of the DR Holder	Type of outstanding DR (ADRs, CDRs, SDRs, etc.) DRs	Number of Shares Underlying outstanding DRs	Shares underlying Outstanding DRs as Percentage of total number of shares (ie. Grand total (A) + (B) + (C) indicated in statement at para (I) (a) above
1. Nil	Nil	Nil	Nil
2. Nil	Nil	Nil	NIL
TOTAL	Nil	Nil	NIL

