

(I)(a) STATEMENT SHOWING SHAREHOLDING PATTERN

Name of the Company: ENIKAY CONSULTANTS LTD.
Scrip Code: Name of the Scrip:
Quarter Ended: 30/09/2013

Class of security:

Page: 1

Partly paid-up shares:-	No. of partly paid-up shares	As a % of total no. of partly paid-up shares	As a % of total no. of shares of the company
-------------------------	------------------------------	--	--

Held by promoter/promoter group

Held by public
Total - D

Outstanding convertible securities:-

No. of outstanding securities

As a % of total no. of outstanding convertible securities

As a % of total no. of shares of the company, assuming full conversion of the convertible securities

Held by promoter/promoter group

Held by public
Total - E

Warrants:-

No. of warrants

As a % of total no. of warrants


As a % of total no. of shares of the company, assuming full conversion of warrants

Held by promoter/promoter group

Held by public
Total - F

Total paid-up capital of the company, assuming full conversion of warrants and convertible securities

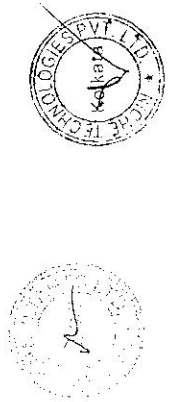
3000400





Category Code	Category of Shareholders	Number of Shareholders	Total number of Shares held in Demat Form	As a % of (A+B)	As a % of (A+B+C)	Number of Pledged Shares	As a Percentage
(1)	(11)	(111)	(1V)	(VI)	(VII)	(VIII)	(IX)=(VIII/(VI+VII))
(A)	Total Shareholding of Promoter & Promoter Group						
(a)	Indian						
(a)	Individual/HUF	3	3000	0.100	0.100	Nil	Nil
(b)	Central Govt. / State Govt.	Nil	Nil	Nil	Nil	Nil	Nil
(c)	Bodies Corporate	2	30000	1.000	1.000	Nil	Nil
(d)	Fin. Institutions / Bank	Nil	Nil	Nil	Nil	Nil	Nil
(e)	Any Other	Nil	Nil	Nil	Nil	Nil	Nil
	Sub-Total of (A)(1)	5	33000	1.100	1.100	Nil	Nil
(2)	Foreign						
(a)	Individuals (NRIs/Foreign)	Nil	Nil	Nil	Nil	Nil	Nil
(b)	Bodies Corporate	Nil	Nil	Nil	Nil	Nil	Nil
(c)	Institutions	Nil	Nil	Nil	Nil	Nil	Nil
(d)	Qualified Foreign Investors	Nil	Nil	Nil	Nil	Nil	Nil
(e)	Any Other	Nil	Nil	Nil	Nil	Nil	Nil
	Sub-Total of (A)(2)	Nil	Nil	Nil	Nil	Nil	Nil
	Shareholding of Promoter & Promoter Group (A) = A1+A2	5	33000	1.100	1.100	Nil	Nil
(B)	Public Shareholding						
(1)	Institutions						
(a)	Mutual Funds / UTI	Nil	Nil	Nil	Nil	Nil	NA
(b)	Fin. Institutions / Banks	Nil	Nil	Nil	Nil	Nil	NA
(c)	Central Govt. / State Govt.	Nil	Nil	Nil	Nil	Nil	NA
(d)	Venture Capital	Nil	Nil	Nil	Nil	Nil	NA
(e)	Insurance Company	Nil	Nil	Nil	Nil	Nil	NA
(f)	Foreign Inst. Investors	Nil	Nil	Nil	Nil	Nil	NA
(g)	Foreign VC Investors	Nil	Nil	Nil	Nil	Nil	NA
(h)	QFI - Corporate	Nil	Nil	Nil	Nil	Nil	NA
(i)	Any Other	Nil	Nil	Nil	Nil	Nil	NA
	Sub-Total (B)(1)	Nil	Nil	Nil	Nil	Nil	NA
(2)	Non-Institutions						
(a)	Bodies Corporate	7	748400	24.943	24.943	NA	NA
(b)	Individuals						
	i. Individual Shareholders Holding Nominal Share upto Rs. 1 Lakh	264	101400	3.380	3.380	NA	NA
	ii. Individual Shareholders Holding Nominal Share greater than Rs. 1 Lakh	17	2117600	70.577	70.577	NA	NA
(c)	QFI - Individual	Nil	Nil	Nil	Nil	NA	NA
(d)	Any Other	288	2967400	98.900	98.900	NA	NA
	Sub-Total (B)(2)	288	2967400	98.900	98.900	NA	NA
	Total Public Shareholding (B) = (B)(1) + (B)(2)	288	2967400	98.900	98.900	NA	NA
	TOTAL (A)+(B)	293	3000400	100.000	100.000	Nil	Nil
(C)	Shares held by Custodians And against which DRs have been issued	Nil	Nil	Nil	Nil	NA	NA
(1)	Promoter and Promoter group	Nil	Nil	Nil	Nil	NA	NA
(2)	Public	Nil	Nil	Nil	Nil	NA	NA
	GRAND TOTAL (A)+(B)+(C)	293	3000400	100.000	100.000	Nil	Nil

(i)	(ii)	Details of Shares Held		Encumbered shares(*)		Details of warrants				Details of Convertible Securities		Total shares (including underlying shares assuming full conversion of warrants and convertible securities) as a % of diluted share capital
		(iii)	(iv)	(v)	(vi)=(v)/(iii)*100	(vii)	(viii)	(ix)	(x)	(xi)	(xii)	
		Number of Shares held	As a % of grand total (A)+(B)+(C)	Number of Pledged Shares held	As a % of grand total (A)+(B)+(C)	Warrants held of the same Class	Number of total warrants held of the same Class	As a % of total convertible securities	Number of convertible securities held	As a % of total convertible securities	Zw.r.t. total number of convertible securities of the same class	
1.	JHUNJHUNI COMMERCE PRIVATE LIMITED	5000	0.167	0	0.000	0	0.000	0	0.000	0	0.000	0.167
2.	MADHUMALTI DIST PVT LTD	25000	0.833	0	0.000	0	0.000	0	0.000	0	0.000	0.833
3.	BISMALJIT CHAKRABORTY	1000	0.033	0	0.000	0	0.000	0	0.000	0	0.000	0.033
4.	RAJESH CHANDRA PRADHAN	1000	0.033	0	0.000	0	0.000	0	0.000	0	0.000	0.033
5.	SANJAY SINGH	1000	0.033	0	0.000	0	0.000	0	0.000	0	0.000	0.033
TOTAL		35000	1.100	0	0.000	Nil	Nil	Nil	Nil	Nil	Nil	1.100



Sl. No.	Name(s) of the shareholder	Number of Shares held	Shares as a percentage of total number of shares (i.e., Grand Total (A)+(B)+(C) indicated in statement at para (I)(a) above)	Details of Warrants		Number of convertible securities held	As a % of total convertible securities of the same class	Details of convertible Securities		Total shares (including underlying shares assuming full conversion of warrants and convertible securities) as a % of diluted share capital
				Number of Warrants held	As a % of total convertible securities of the same class			Number of convertible Securities held	As a % of total convertible securities of the same class	
1.	CULTIFLORA PVT. LTD.	130000	4.797	0	0.000	0	0.000	0	0.000	4.797
2.	MARIGOLD COMMERCIAL CO PRIVATE LIMITED	150000	4.797	0	0.000	0	0.000	0	0.000	4.797
3.	PRAYASH DEALTRADE PRIVATE LIMITED	42300	1.410	0	0.000	0	0.000	0	0.000	1.410
4.	SHRI SHYAM SERVICES AND CONSULTANCY PRIV	136100	4.536	0	0.000	0	0.000	0	0.000	4.536
5.	SIDHAKRA TRADING PRIVATE LIMITED	145000	4.833	0	0.000	0	0.000	0	0.000	4.833
6.	STUPENDORS TRADERS PRIVATE LIMITED	120000	3.797	0	0.000	0	0.000	0	0.000	3.797
7.	AKHILESH SINGH	97500	3.250	0	0.000	0	0.000	0	0.000	3.250
8.	ARIT PRASAD	116500	3.853	0	0.000	0	0.000	0	0.000	3.853
9.	ARJUN SINGH	115000	3.833	0	0.000	0	0.000	0	0.000	3.833
10.	BHAJAN SINGH	94550	3.151	0	0.000	0	0.000	0	0.000	3.151
11.	DIPAK KUMAR SINGH	145500	4.847	0	0.000	0	0.000	0	0.000	4.847
12.	DIPAK KUMAR SINGH	127700	4.256	0	0.000	0	0.000	0	0.000	4.256
13.	DIPAK KUMAR SINGH	132400	4.413	0	0.000	0	0.000	0	0.000	4.413
14.	HEMLATA KOTHARI	145600	4.853	0	0.000	0	0.000	0	0.000	4.853
15.	KAUSHAL KISHORE KUMHAR	132700	4.423	0	0.000	0	0.000	0	0.000	4.423
16.	LAXMI SINGH	145000	4.833	0	0.000	0	0.000	0	0.000	4.833
17.	RAM KRISHAN KOTHARI	150000	4.977	0	0.000	0	0.000	0	0.000	4.977
18.	RAM KRISHAN KOTHARI	148400	4.946	0	0.000	0	0.000	0	0.000	4.946
19.	RAM PRASAD SHAW	150000	4.977	0	0.000	0	0.000	0	0.000	4.977
20.	SHIVLOCHAN SINGH	147950	4.931	0	0.000	0	0.000	0	0.000	4.931
21.	SUDHANSU SEKHAR SAHOO	105800	3.526	0	0.000	0	0.000	0	0.000	3.526
22.	YASH SINGH	145000	4.833	0	0.000	0	0.000	0	0.000	4.833
TOTAL		2843000	94.754	Nil	Nil	Nil	Nil	Nil	Nil	94.754



ETKAY CONSULTANTS LTD.

(1)(c)(11) Statement showing holding of securities (including shares, warrants, convertible securities) of persons (together with PAC) belonging to the category [PUBLIC] and holding more than 5.000(%) of the total number of shares of the company as on 30/07/2018

Page: 1

Sl. Name(s) of the shareholder and the Persons Acting in Concert (PAC) with them	Number of Shares held	Shares as a percentage of total number of shares (i.e., Grand Total (A)+(B)+(C) indicated in Statement at para (I)(a) above)	Details of Warrants Number of Warrants held of warrants of the same Class	As a % of total warrants number of warrants of the same Class	Details of convertible Securities w.r.t. total convertible securities held	Number of convertible securities held	Total shares (including underlying shares assuming full conversion of warrants and convertible securities) as a % of diluted share capital
1	NIL	NIL	NIL	NIL	NIL	NIL	NIL




EMKAY CONSULTANTS LTD.

(I)(d) STATEMENT SHOWING DETAILS OF LOCKED-IN SHARES AS ON 30/07/2015


Page: 1

Sl. Name(s) of the Shareholder	Category of Shareholders (Promoter/ Public)	Number of Locked-in Shares	% to Total
1.		NIL	NIL



EMKAY CONSULTANTS LTD.
 (II)(a) STATEMENT SHOWING DETAILS OF DEPOSITORY RECEIPTS (DRs)

Sr.1.	Type of Outstanding DR (ADRs, GDRs, SDRs, etc)	Number of Outstanding DRs	Number of Shares underlying outstanding DRs	Shares underlying Outstanding DRs as a Percentage of total number of shares (ie. Grand total(A)+(B)+ (C) indicated in Statement at para (I)(a) above)
1.	NIL	NIL	NIL	NIL



EMKAY CONSULTANTS LTD.

(II)(b) STATEMENT SHOWING DETAILS OF DEPOSITORY RECEIPTS (DRs), WHERE UNDERLYING SHARES HELD BY 'PROMOTER/PROMOTER GROUP' ARE IN EXCESS OF 1% OF THE TOTAL NO. OF SHARES

Page: 1

Sr.I. Name of the DR Holder	Type of outstanding DR (ADRs, GDRs, SDRs, etc.) DRs	Number of Shares Underlying outstanding DRs	Shares underlying Outstanding DRs as		Grand total(A)+(B)+(C) indicated in statement at para (I)(a) above
			Percentage of total outstanding number of shares (ie. DRs)	Percentage of total outstanding number of shares (ie. DRs)	
1. NIL	NIL	NIL	NIL	NIL	NIL
2. NIL	NIL	NIL	NIL	NIL	NIL
TOTAL	NIL	NIL	NIL	NIL	NIL

